


Mike Nolan 5K and Fun Run




Overall Results

Place	Bib	Name	Age	Gender	AG	FinishTime	Pace
5k Run							
1.	1012	Brennan, Cooper	18	M	Male 14-18	17:32.5	5:38 / mi
2.	1080	Kibling, Logan	17	M	Male 14-18	17:59.3	5:47 / mi
3.	1018	Buckley, Jackson	13	M	Male 1-13	19:28.3	6:16 / mi
4.	1010	Bouffard, Andrew	23	M	Male 19-29	19:38.0	6:19 / mi
5.	1088	Lanfear, Jake	16	M	Male 14-18	20:02.7	6:27 / mi
6.	1193	Wright, Alex	30	M	Male 30-41	20:36.8	6:38 / mi
7.	1150	Sheeran, Braeden	15	M	Male 14-18	21:05.1	6:47 / mi
8.	1169	Trzaskos, Jacob	16	M	Male 14-18	21:05.2	6:47 / mi
9.	1190	Truhes, Alex	39	F	Female 30-41	21:09.7	6:48 / mi
10.	1109	Miller, Eric	15	M	Male 14-18	22:04.8	7:06 / mi
11.	1111	Morrissey, Beth	48	F	Female 42-54	22:13.2	7:09 / mi
12.	1180	Sanford, Jake	22	M	Male 19-29	22:28.4	7:14 / mi
13.	1097	McCrintle, Aiden	12	M	Male 1-13	22:44.9	7:19 / mi
14.	1189	Studnicky, Bryce	1	M	Male 1-13	22:57.0	7:23 / mi
15.	1069	Herlihy, Quinn	0	M	Male 1-13	23:01.9	7:24 / mi
16.	1127	Quick, Nathaniel	13	M	Male 1-13	23:17.1	7:29 / mi
17.	1042	Dodge, Nick	37	M	Male 30-41	23:19.6	7:30 / mi
18.	1183	Nagle, David	57	M	Male 55+	23:23.4	7:31 / mi
19.	1056	Gaudreau, Eric	42	M	Male 42-54	23:58.2	7:42 / mi
20.	1112	Mularz, Duncan	26	M	Male 19-29	24:09.3	7:46 / mi
21.	1011	Braga, Serena	27	F	Female 19-29	24:17.8	7:49 / mi
22.	1134	Reinemann, Cooper	12	M	Male 1-13	24:34.7	7:54 / mi
23.	1177	McCrintle, Gavin	10	M	Male 1-13	25:20.7	8:09 / mi
24.	1044	Duda, Nolan	27	M	Male 19-29	25:52.6	8:19 / mi
25.	1043	Duda, Kaitlyn	27	F	Female 19-29	25:53.5	8:20 / mi
26.	1046	Erwin, Evan	13	M	Male 1-13	25:55.3	8:20 / mi
27.	1030	Comer, Lillian	12	F	Female 1-13	26:05.2	8:23 / mi
28.	1119	Palladino, Sean	33	M	Male 30-41	26:05.6	8:23 / mi
29.	1057	Gebo, Brayden	10	M	Male 1-13	26:08.1	8:24 / mi
30.	1179	Jordan, Rik	53	M	Male 42-54	26:08.4	8:24 / mi
31.	1155	Smith, Brody	12	M	Male 1-13	26:22.8	8:29 / mi
32.	1185	Abrams, Jadin	11	M	Male 1-13	26:31.8	8:32 / mi
33.	1182	Ferullo, Jarrod	53	M	Male 42-54	26:36.8	8:33 / mi
34.	1092	Layton, Wyatt	9	M	Male 1-13	26:44.2	8:36 / mi
35.	1168	Trevlakis, Lisa	39	F	Female 30-41	26:49.1	8:37 / mi
36.	1157	Spratt, Dianne	48	F	Female 42-54	26:49.2	8:37 / mi
37.	1051	Fuller, Abigail	22	F	Female 19-29	27:00.0	8:41 / mi
38.	1065	Hayner, James	34	M	Male 30-41	27:13.7	8:45 / mi



Mike Nolan 5K and Fun Run




Overall Results

Place	Bib	Name	Age	Gender	AG	FinishTime	Pace
39.	1178	Older, Weslee	15	M	Male 14-18	27:23.0	8:48 / mi
40.	1062	Hadden, Cameron	14	M	Male 14-18	27:32.5	8:51 / mi
41.	1038	Cox, Logan	13	M	Male 1-13	27:34.3	8:52 / mi
42.	1020	Cann, Charlie	19	M	Male 19-29	27:34.4	8:52 / mi
43.	1091	Layton, Wesley	9	M	Male 1-13	27:42.9	8:55 / mi
44.	1098	McCrindle, Avery	10	F	Female 1-13	27:46.6	8:56 / mi
45.	1021	cann, david	52	M	Male 42-54	27:55.5	8:59 / mi
46.	1171	Van Wie, John	59	M	Male 55+	27:56.1	8:59 / mi
47.	1194	White, Lisa	58	F	Female 55+	28:17.6	9:06 / mi
48.	1149	Shakow, Nicole	50	F	Female 42-54	28:29.2	9:10 / mi
49.	1085	Kopels, Rachel	38	F	Female 30-41	28:34.1	9:11 / mi
50.	1166	Stidd, Danny	15	M	Male 14-18	29:01.5	9:20 / mi
51.	1110	Morris, Alexander	13	M	Male 1-13	29:07.1	9:22 / mi
52.	1068	Hayward, Xavier	11	M	Male 1-13	29:24.4	9:27 / mi
53.	1113	Negaard, Vanessa	38	F	Female 30-41	29:28.9	9:29 / mi
54.	1084	Kochon, Matti	8	M	Male 1-13	29:42.7	9:33 / mi
55.	1186	Abrams, Adeline	9	F	Female 1-13	29:44.7	9:34 / mi
56.	1187	Abrams, Matthew	39	M	Male 30-41	29:46.0	9:34 / mi
57.	1036	Cournoyer, Rose	36	F	Female 30-41	29:54.5	9:37 / mi
58.	1035	Cournoyer, Paul	55	M	Male 55+	29:55.0	9:37 / mi
59.	1184	Gallepo, Charlie	10	M	Male 1-13	30:06.4	9:41 / mi
60.	1192	Kahl, Melisa	39	F	Female 30-41	30:10.3	9:42 / mi
61.	1133	Reinemann, Chad	44	M	Male 42-54	30:48.3	9:54 / mi
62.	1050	Fredette, Lindsey	35	F	Female 30-41	30:48.3	9:54 / mi
63.	1105	McQuinn, Madelyn	11	F	Female 1-13	31:07.2	10:01 / mi
64.	1125	Potter, Adin	57	M	Male 55+	31:26.8	10:07 / mi
65.	1075	Hunt, Carter	16	M	Male 14-18	31:52.9	10:15 / mi
66.	1152	Small, Liam	11	M	Male 1-13	31:53.0	10:15 / mi
67.	1003	Audette, Danielle	40	F	Female 30-41	31:56.6	10:16 / mi
68.	1141	RUBY, RAYMOND	56	M	Male 55+	32:13.8	10:22 / mi
69.	1191	Moon, Bethany	34	F	Female 30-41	32:17.6	10:23 / mi
70.	1074	Holmes, Rylee	14	F	Female 14-18	32:20.3	10:24 / mi
71.	1016	Buckley, Emeri	15	F	Female 14-18	32:21.3	10:24 / mi
72.	1106	McQuinn, Matt	43	M	Male 42-54	32:24.6	10:25 / mi
73.	1023	Clements, John	33	M	Male 30-41	32:27.7	10:26 / mi
74.	1073	Holden, Rylee	14	F	Female 14-18	32:34.3	10:29 / mi
75.	1114	Newell, Mia	14	F	Female 14-18	32:34.3	10:29 / mi
76.	1154	Smith, Brittany	36	F	Female 30-41	32:43.6	10:32 / mi
77.	1029	Comer, Lance	47	M	Male 42-54	32:44.6	10:32 / mi
78.	1145	Schnorr, Rebecca	31	F	Female 30-41	32:51.1	10:34 / mi



Mike Nolan 5K and Fun Run



Overall Results

Place	Bib	Name	Age	Gender	AG	FinishTime	Pace
79.	1078	Karlson, Lucas	12	M	Male 1-13	33:01.8	10:37 / mi
80.	1170	Van Wie, Corinne	56	F	Female 55+	33:29.8	10:46 / mi
81.	1181	Hueber, Carol	53	F	Female 42-54	33:33.3	10:48 / mi
82.	1047	Erwin, Lindsey	9	F	Female 1-13	34:10.2	10:59 / mi
83.	1174	Wilson, Marina	67	F	Female 55+	34:14.5	11:01 / mi
84.	1093	Lebrecht, Claire	15	F	Female 14-18	35:03.3	11:16 / mi
85.	1138	Rivers, Matthew	41	M	Male 30-41	35:24.4	11:23 / mi
86.	1137	Rivers, ALLYSON	12	F	Female 1-13	35:24.6	11:23 / mi
87.	1124	Plummer, Bridgette	33	F	Female 30-41	35:34.4	11:27 / mi
88.	1005	Beckman, Jael	45	F	Female 42-54	35:36.8	11:27 / mi
89.	1076	Hunt, Jacobie	18	M	Male 14-18	35:38.1	11:28 / mi
90.	1089	Layton, Dave	52	M	Male 42-54	35:51.7	11:32 / mi
91.	1108	Middleton, Janice	54	F	Female 42-54	35:56.9	11:34 / mi
92.	1188	Studnicky, Gavyn	9	M	Male 1-13	35:57.4	11:34 / mi
93.	1135	Reinemann, Kaitlyn	10	F	Female 1-13	36:08.2	11:37 / mi
94.	1009	Bodkin, Lindsay	43	F	Female 42-54	36:20.0	11:41 / mi
95.	1132	Rehm, Lukas	17	M	Male 14-18	36:20.1	11:41 / mi
96.	1007	Berg, Piper	10	M	Male 1-13	36:35.2	11:46 / mi
97.	1116	Oberkrieser, Casey	11	F	Female 1-13	36:35.7	11:46 / mi
98.	1006	Beckman, Stone	14	M	Male 14-18	36:41.4	11:48 / mi
99.	1055	Galusha, Chloe	30	F	Female 30-41	36:50.5	11:51 / mi
100.	1107	McQuinn, Sherri	47	F	Female 42-54	36:59.2	11:54 / mi
101.	1004	Beckman, Brandon	42	M	Male 42-54	37:37.8	12:06 / mi
102.	1027	Collins, Tina	31	F	Female 30-41	37:41.6	12:07 / mi
103.	1034	Cormier, Trish	36	F	Female 30-41	38:05.5	12:15 / mi
104.	1033	Cormier, Parker	6	M	Male 1-13	38:05.9	12:15 / mi
105.	1090	Layton, Laura	48	F	Female 42-54	38:18.2	12:19 / mi
106.	1049	filkins, theane	40	F	Female 30-41	38:30.8	12:23 / mi
107.	1059	Gebremichael, Maria	39	F	Female 30-41	38:40.9	12:27 / mi
108.	1058	Gebremichael, Lucas	9	M	Male 1-13	38:41.1	12:27 / mi
109.	1001	Anderson, Julie	51	F	Female 42-54	38:54.1	12:31 / mi
110.	1163	Stidd, Arie	9	M	Male 1-13	39:02.6	12:34 / mi
111.	1164	Stidd, Brian	41	M	Male 30-41	39:07.0	12:35 / mi
112.	1195	Bandvic, Ella	8	F	Female 1-13	39:22.6	12:40 / mi
113.	1123	Petricca, Jennifer	32	F	Female 30-41	40:24.9	13:00 / mi
114.	1040	Cunningham, Jim	80	M	Male 55+	41:07.9	13:14 / mi
115.	1064	hayes, jeanne	62	F	Female 55+	42:28.5	13:40 / mi
116.	1026	Collins, Aubren	11	M	Male 1-13	42:30.6	13:40 / mi
117.	1013	Bucek, Michael	72	M	Male 55+	42:45.1	13:45 / mi
118.	1067	Hayward, Kateri	11	F	Female 1-13	43:03.8	13:51 / mi



Mike Nolan 5K and Fun Run



Overall Results

Place	Bib	Name	Age	Gender	AG	FinishTime	Pace
119.	1066	Hayward, Jessica	40	F	Female 30-41	43:05.1	13:52 / mi
120.	1103	McDougall, Zach	13	M	Male 1-13	44:09.1	14:12 / mi
121.	1120	Parkes, Alexandria	11	F	Female 1-13	45:01.0	14:29 / mi
122.	1153	Small, Madison	13	F	Female 1-13	45:01.3	14:29 / mi
123.	1061	Green, Victoria	70	F	Female 55+	46:19.8	14:54 / mi
124.	1122	Parkes, Daniella	9	F	Female 1-13	46:58.2	15:07 / mi
125.	1121	Parkes, Amanda	37	F	Female 30-41	46:58.4	15:07 / mi
126.	1099	McDougall, Alex	20	M	Male 19-29	48:21.3	15:33 / mi
127.	1024	Clifford, Jennifer	40	F	Female 30-41	48:38.5	15:39 / mi
128.	1095	Lopez-Hammond, Lori	63	F	Female 55+	48:53.2	15:44 / mi
129.	1045	Elder, William	79	M	Male 55+	48:54.7	15:44 / mi
130.	1142	Salerno, Angela	49	F	Female 42-54	50:21.2	16:12 / mi

Number of records: 130

